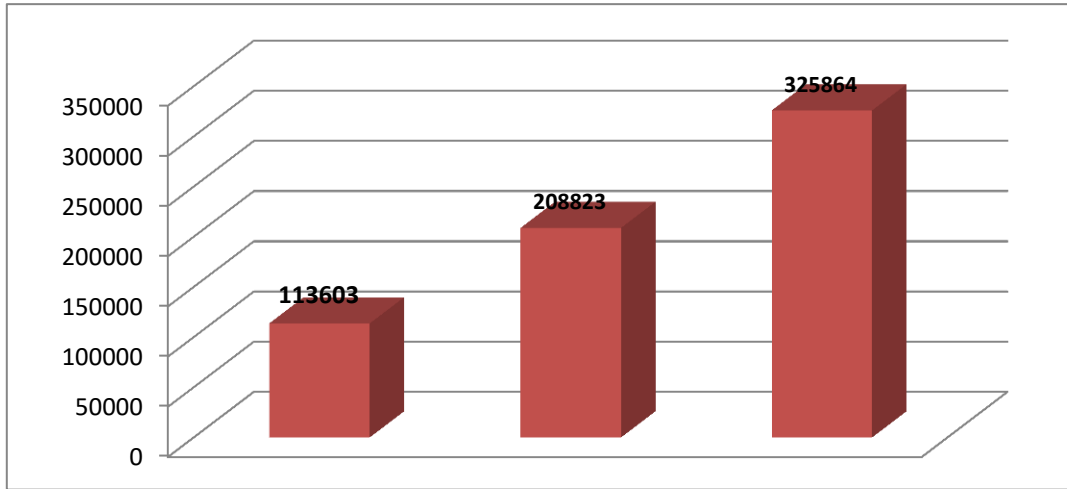
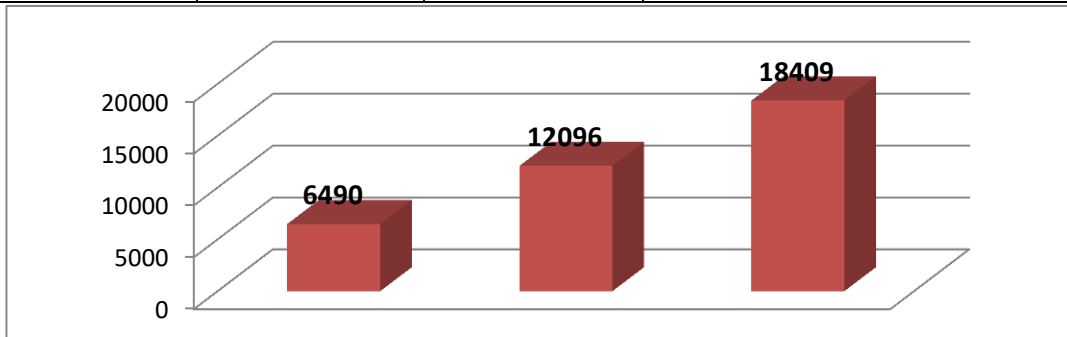


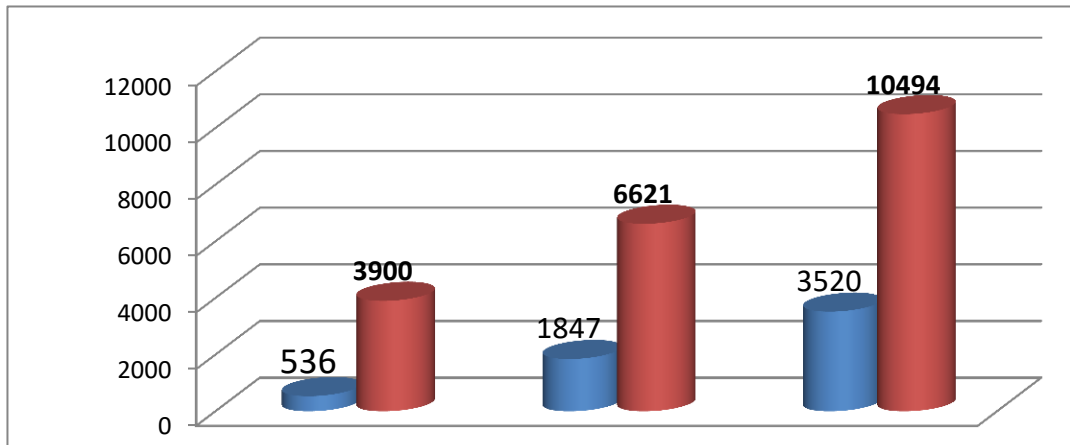
OUT PATIENTS			
<i>YEAR</i>	2020	2021	2022
<i>OPD</i>	113603	208823	325864



ADMISSIONS			
<i>YEAR</i>	2020	2021	2022
<i>ADMISSION</i>	6490	12096	18409



MAJOR & MINOR OPERATIONS			
<i>YEAR</i>	2020	2021	2022
<i>MAJOR</i>	536	1847	3520
<i>MINOR</i>	3900	6621	10494



DELIVERY (NVD+LSCS)			
<i>YEAR</i>	2020	2021	2022
<i>DELIVERY</i>	510	1228	2420

